

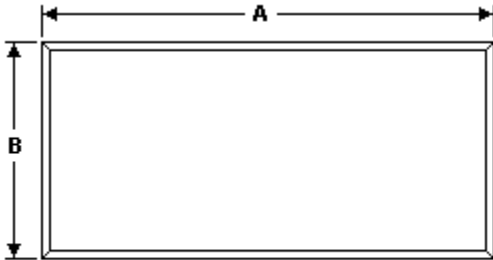
OVERLY

DOOR COMPANY

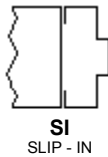
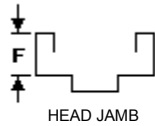
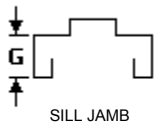
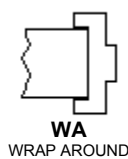
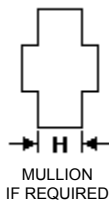
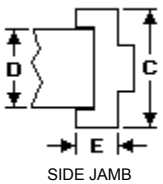
574 WEST OTTERMAN STREET
 GREENSBURG, PA 15601-0070
 TELEPHONE: (724) 834-7300
 FAX: (724) 830-2871

BULLET RESISTANT WINDOW DATA SHEET

CUSTOMER: _____ APPROVED BY: _____
 JOB: _____ DATE: _____
 LOCATION: _____ SALES ORDER: _____ ITEM: _____
 CUSTOMER PO: _____ MARK NUMBER 1: _____ ADDITIONAL MARKS: _____

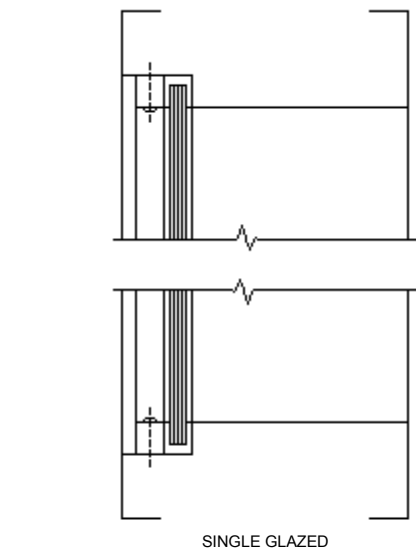


ELEVATION



FRAME PROFILE

FRAME CONFIGURATION



NOTE:

FRAME AND GLASS SIZES ARE SHOWN IN A GENERAL CONFIGURATION. ACTUAL FRAME AND GLASS SIZES DEPEND ON THE BULLET RESISTANT RATING.

WINDOW INFORMATION

MODEL NUMBER: _____
 MATERIAL: _____
 PRIMER: _____

UL 752 LEVEL

- 1 - MPSA (MEDIUM POWER SMALL ARMS)
- 2 - HPSA (HIGH POWER SMALL ARMS)
- 3 - SPSA (SUPER POWER SMALL ARMS)
- 4 - HPR (HIGH POWER RIFLE)

FIRE RATING*

UL LABEL: 3/4 HOUR No Label

* MAXIMUM LIGHT SIZES WITH UL:
 -Wire Glass - 1296 in²

* NOTE:
 -Larger sizes are available with the use of Firelite glass.
 -Maximum UL listed sizes apply, please contact the factory.

GLASS INFORMATION

GLASS PROVIDED BY: OVERLY OTHERS

NOTE: If glass is provided by others, Overly must specify the size and configuration in order to meet the bullet resistant rating.

FRAME INFORMATION

FRAME CONFIGURATION: _____
 FRAME ANCHORAGE: _____
 (A) OVERALL FRAME WIDTH: _____"
 (B) OVERALL FRAME HEIGHT: _____"
 (C) JAMB DEPTH: _____"
 (D) WALL THICKNESS: _____"
 (E) JAMB TRIM: _____"
 (F) HEAD TRIM: _____"
 (G) SILL TRIM: _____"
 ROUGH OPENING: _____"

WALL TYPE:

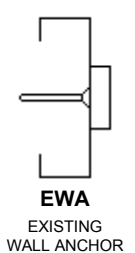
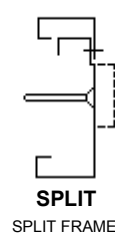
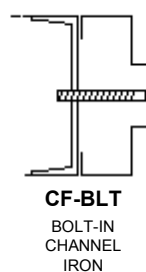
- MASONRY/CMU CHANNEL/TUBE STEEL
- METAL STUD * WOOD STUD

*SPLIT AND EWA ONLY: Wood blocking must be placed behind metal studs.

MULLION INFORMATION

VERTICAL MULLION REQUIRED?: YES NO IF YES, SPECIFY QUANTITY: _____
 HORIZONTAL MULLION REQUIRED?: YES NO IF YES, SPECIFY QUANTITY: _____
 (H) MULLION TRIM SIZE: _____"

REMARKS:



FRAME ANCHORAGE